




POWDER & INDUSTRIAL COATINGS

10 YEAR QUALITY WARRANTY PRECIOUS POWDERCOAT RANGE



Mother of Pearl 971-84678 Gloss



Citi Pearl 971-88471 Matt



Metropolis Silver Glow Pearl 971-84623 Gloss



Nickel Pearl 971-88360 Matt



Natural Pearl 971-89119 Matt



Pandemonium Silver Pearl 971-7004F Flat



Sharp Silver Kinetic Pearl 971-7238K Satin



Copper Kinetic Pearl 971-7183K Satin



Essential Silver Pearl 260-3146Q Matt



Silver Kinetic Pearl 971-7043K Satin



St Elmos Fire Kintetic Pearl 971-7208K Satin



Champagne Kinetic Pearl 971-3059K Matt



Platypus Kinetic Pearl 971-7214K Satin



Pewter Pearl 971-88202 Satin



Typhoon Pearl 260-7469Q Satin



Gold Pearl 971-96604 Satin



Gunmetal Kinetic Pearl 971-8115K Satin



Blue Light Pearl 971-5209Q Satin



Onyx Pearl 971-52052 Gloss



Bronze Pearl 971-94686 Satin



Metropolis Bronze Pearl 971-59003 Satin



Steel Pearl 971-57127 Satin




Charcoal Met Pearl 971-18796 Gloss




Red Emperor Pearl 971-4205Q Satin


10 YEAR QUALITY WARRANTY DURALLOY POWDERCOAT RANGE



Barrister White 272-84672 Satin



White Birch 272-37131 Gloss




White 272-1139S Satin



Shoji White 272-84682 Satin



Anotec Off White 260-2181M Matt



Canola Cream 272-81796 Gloss



Off White 272-33732 Satin



Magnolia 272-32658 Gloss




Paperbark 272-3088S Satin 2603174M Matt




Classic Cream 272-2095S Satin 26084732 Matt


COLOUR SELECTOR



Pearl White
272-1114G Gloss



Classic White
272-81880 Gloss



Bright White
272-84636 Gloss



Grey Nurse
260-50060 Gloss



Oyster
272-36858 Matt



Surfmist®
272-1137S Satin 2603167M Matt



Anotec® Silver Grey
272-51272 Matt



Evening Haze®
272-3055S Satin 2603168M Matt



APO Grey
272-32786 Satin



Dune®
272-3087S Satin 2607558M Matt



Shale Grey®
272-83246 Satin 2607557M Matt



Cove®
260-6250S Satin 2606252M Matt



Windspray®
272-7256S Satin 2607559M Matt



Stone Grey
272-78126 Satin



Wedgewood
272-50279 Satin



Pale Eucalypt®
260-6127S Satin 2606303M Matt



Olde Pewter
272-50243 Satin



Wallaby®
260-7474S Satin 2607476M Matt



Blue Ridge®
272-88480 Satin



Wilderness®
272-84224 Satin



Notre Dame
272-36672 Gloss




Basalt®
260-7473S Satin 2607475M Matt



Deep Ocean®
272-5125S Satin 2605267M Matt



Mangrove®
260-6262S Satin 2606251M Matt



Berry Grey
260-88362 Satin



Berry Grey
272-7262G Gloss




Anotec® Dark Grey
272-51275 Matt



Cottage Green®
272-84219 Satin 2606304M Matt



Ironstone®
272-7257S Satin 2607556M Matt



Charcoal
272-9086G Gloss




Charcoal
272-88351 Satin



Classic Hawthorn Green
272-33709 Gloss



Black (C/B Night Sky)
272-19319 Matt



Black (C/B Night Sky)
272-19268 Satin



Black
272-9090G Gloss



Deep Brunswick Green
272-6134G Gloss

Phone Dulux Customer service 132 499



Light Grey
272-7263G Gloss




Rivergum Beige
272-36991 Gloss



Barley
272-3089G Gloss



Primrose
272-84365 Gloss



Gully®
260-8233S Satin 2608235M Matt



Riversand®
959-36656 Matt



Stone Beige
260-32538 Matt



Doeskin
260-32516 Satin



Woodland Grey®
272-7255S Satin 2606256M Matt



Jasper®
272-8122S Satin 2608252M Matt



Hammersley Brown
260-84657 Satin



Terrain®
260-8232S Satin 2608234M Matt



Monument®
2729067S Satin 2609066M Matt



Weathered Copper
272-33724 Matt



Anotec® Mid Bronze
272-51014 Matt



Manor Red®
272-4134S Satin 2604292M Matt

• Colour to complement Colorband® Steel



Lemon Yellow
984-32120 Gloss



Safety Yellow
984-2015G Gloss



Blaze Blue
984-19941 Gloss



Bright Silver Metallic (with Clear Top Coat)
961-51491



Yellow Gold
984-33617 Gloss



Orange X15
984-51439 Gloss



French Blue
984-32725 Gloss



Transformer Grey
984-32186 Gloss



Copper Pearl
961-4137Q Satin



Signal Red
984-50735 Gloss



Pommel Blue
984-51034 Gloss



Mistletoe
984-51040 Gloss



Anodic Bronze
961-19930 Satin



Flame Red
984-19959 Gloss



Space Blue
984-19990 Gloss



Dark Violet
984-51926 Gloss



DURATEC® ETERNITY®



Eternity® Citi Silver Pearl
900-7024Q Matt



Eternity® Star Pearl
900-7005F Flat



Eternity® Linen Pearl
900-1138Q Satin



Eternity® Chain Pearl
900-89119 Matt



Eternity® Silver Kinetic® Pearl
900-7160K Satin



Eternity® Pewter Pearl
900-88396 Satin



Eternity® Nickel Pearl
900-88395 Matt



Eternity® Titanium Pearl
900-87728 Satin




Eternity® Bronze Pearl
900-88393 Satin



Eternity® Charcoal Pearl
900-88394 Satin

DURATEC® ZEUS®




Zeus® Talc
900-84682 Satin




Zeus® Silver Grey
900-51272 Matt



Zeus® Grey
900-88416 Satin



Zeus® White
900-1110G Gloss




Zeus® Chalk USA
900-73713 Gloss



Zeus® Dark Grey
900-51275 Matt



Zeus® Charcoal
900-87732 Satin



Zeus® Lunar Grey
900-88417 Matt



Zeus® Timberland
900-73155 Satin



Zeus® Lunar Eclipse
900-87734 Satin



Zeus® Black
900-88702 Matt

DURATEC® INTENSITY®



Intensity® Flame
900-4007G Gloss



Intensity® Sunshine
900-2084G Gloss



Intensity® Moonlight
900-2004S Satin



Intensity® Reef
900-5011G Gloss



Intensity® Leaf
900-6167S Satin



Intensity® Coast
900-5233S Satin



Intensity® Desert
900-4227S Satin



Intensity® Summer
900-4008G Gloss



Intensity® Evergreen
900-6005S Satin



Intensity® Storm
900-89584 Satin



ADVICE LINE

Our dedicated consultants can help simplify the specification process, saving you time and money by providing the right coating advice for your job.



- Product Selection
- Order Colour Samples
- Project Specific Colour
- Request a Specification



Call **132 499**
or visit **www.duluxpowders.com.au**

Dulux, Duralloy, Duratec, Kinetic, Precious, Alphatec, Anotec, Worth doing, worth Dulux are registered trade marks and Custom Colour and Rapidcure are trade marks of DuluxGroup (Australia) Pty Ltd. Colorbond Steel and the Colorbond Steel colour names denoted by the @symbol are registered trade marks of Bluescope Steel Ltd. Product colours displayed in this guide are indicative only. They have been matched to outdoor viewing and are as close to the actual product colours as modern printing techniques allow. Colour appearance may vary according to light source. Always confirm your colour choice with production line prepared samples for final colour approval. Over time the durability performance between Colorbond Steel and Dulux Powder Coating products may vary. Any advice, recommendation, information, assistance or service provided by Dulux in relation to goods manufactured by it or their use and application is given in good faith and is believed by Dulux to be appropriate and reliable. However, any advice, recommendation, information, assistance or service provided by Dulux is provided without liability or responsibility PROVIDED THAT the foregoing shall not exclude, limit, restrict or modify the rights entitlements and remedies conferred upon any reason, or liabilities imposed by Dulux by any condition or warranty imposed by a Commonwealth, State or Territory Act or ordinance rendering void or prohibiting such exclusion, limitation, restriction or modification. Copyright 2015 DuluxGroup (Australia) Pty Ltd.

The Dulux logo is presented in a bold, italicized, white sans-serif font within a dark blue rectangular box. A thin red horizontal line is positioned directly below the box.

Dulux[®]

POWDER & INDUSTRIAL COATINGS



COLOUR SELECTOR

Worth doing, worth Dulux.[®]